

1-2015

Lambda Lambda Correlation Function in Au + Au Collisions at $\sqrt{s_{NN}} = 200$ GeV

Adam Gibson-Even
Valparaiso University

Shirvel Stanislaus
Valparaiso University

Donald Koetke
Valparaiso University

STAR Collaboration

Follow this and additional works at: http://scholar.valpo.edu/phys_astro_fac_pub

 Part of the [Astrophysics and Astronomy Commons](#)

Recommended Citation

Gibson-Even, Adam; Stanislaus, Shirvel; Koetke, Donald; and STAR Collaboration, "Lambda Lambda Correlation Function in Au + Au Collisions at $\sqrt{s_{NN}} = 200$ GeV" (2015). *Physics and Astronomy Faculty Publications*. Paper 142.
http://scholar.valpo.edu/phys_astro_fac_pub/142

This Article is brought to you for free and open access by the Department of Physics and Astronomy at ValpoScholar. It has been accepted for inclusion in Physics and Astronomy Faculty Publications by an authorized administrator of ValpoScholar. For more information, please contact a ValpoScholar staff member at scholar@valpo.edu.



$\Lambda\Lambda$ Correlation Function in Au + Au Collisions at $\sqrt{s_{NN}} = 200$ GeV

L. Adamczyk,¹ J. K. Adkins,²³ G. Agakishiev,²¹ M. M. Aggarwal,³⁵ Z. Ahammed,⁵³ I. Alekseev,¹⁹ J. Alford,²² C. D. Anson,³² A. Aparin,²¹ D. Arkhipkin,⁴ E. C. Aschenauer,⁴ G. S. Averichev,²¹ A. Banerjee,⁵³ D. R. Beavis,⁴ R. Bellwied,⁴⁹ A. Bhasin,²⁰ A. K. Bhati,³⁵ P. Bhattarai,⁴⁸ H. Bichsel,⁵⁵ J. Bielcik,¹³ J. Bielcikova,¹⁴ L. C. Bland,⁴ I. G. Bordyuzhin,¹⁹ W. Borowski,⁴⁵ J. Bouchet,²² A. V. Brandin,³⁰ S. G. Brovko,⁶ S. Bültmann,³³ I. Bunzarov,²¹ T. P. Burton,⁴ J. Butterworth,⁴¹ H. Caines,⁵⁷ M. Calderón de la Barca Sánchez,⁶ J. M. Campbell,³² D. Cebra,⁶ R. Cendejas,³⁶ M. C. Cervantes,⁴⁷ P. Chaloupka,¹³ Z. Chang,⁴⁷ S. Chattopadhyay,⁵³ H. F. Chen,⁴² J. H. Chen,⁴⁴ L. Chen,⁹ J. Cheng,⁵⁰ M. Cherney,¹² A. Chikanian,⁵⁷ W. Christie,⁴ J. Chwastowski,¹¹ M. J. M. Coddington,⁴⁸ G. Contin,²⁶ J. G. Cramer,⁵⁵ H. J. Crawford,⁵ X. Cui,⁴² S. Das,¹⁶ A. Davila Leyva,⁴⁸ L. C. De Silva,¹² R. R. Debbé,⁴ T. G. Dedovich,²¹ J. Deng,⁴³ A. A. Derevschikov,³⁷ R. Derradi de Souza,⁸ B. di Ruzza,⁴ L. Didenko,⁴ C. Dilks,³⁶ F. Ding,⁶ P. Djawotho,⁴⁷ X. Dong,²⁶ J. L. Drachenberg,⁵² J. E. Draper,⁶ C. M. Du,²⁵ L. E. Dunkelberger,⁷ J. C. Dunlop,⁴ L. G. Efimov,²¹ J. Engelage,⁵ K. S. Engle,⁵¹ G. Eppley,⁴¹ L. Eun,²⁶ O. Evdokimov,¹⁰ O. Eyster,⁴ R. Fatemi,²³ S. Fazio,⁴ J. Fedorisin,²¹ P. Filip,²¹ Y. Fisyak,⁴ C. E. Flores,⁶ C. A. Gagliardi,⁴⁷ D. R. Gangadharan,³² D. Garand,³⁸ F. Geurts,⁴¹ A. Gibson,⁵² M. Girard,⁵⁴ S. Gliske,² L. Greiner,²⁶ D. Grosnick,⁵² D. S. Gunarathne,⁴⁶ Y. Guo,⁴² A. Gupta,²⁰ S. Gupta,²⁰ W. Guryn,⁴ B. Haag,⁶ A. Hamed,⁴⁷ L.-X. Han,⁴⁴ R. Haque,³¹ J. W. Harris,⁵⁷ S. Heppelmann,³⁶ A. Hirsch,³⁸ G. W. Hoffmann,⁴⁸ D. J. Hofman,¹⁰ S. Horvat,⁵⁷ B. Huang,⁴ H. Z. Huang,⁷ X. Huang,⁵⁰ P. Huck,⁹ T. J. Humanic,³² G. Igo,⁷ W. W. Jacobs,¹⁸ H. Jang,²⁴ E. G. Judd,⁵ S. Kabana,⁴⁵ D. Kalinkin,¹⁹ K. Kang,⁵⁰ K. Kauder,¹⁰ H. W. Ke,⁴ D. Keane,²² A. Kechechyan,²¹ A. Kesich,⁶ Z. H. Khan,¹⁰ D. P. Kikola,⁵⁴ I. Kisel,¹⁵ A. Kisiel,⁵⁴ D. D. Koetke,⁵² T. Kollegger,¹⁵ J. Konzer,³⁸ I. Koralt,³³ L. K. Kosarzewski,⁵⁴ L. Kotchenda,³⁰ A. F. Kraishan,⁴⁶ P. Kravtsov,³⁰ K. Krueger,² I. Kulakov,¹⁵ L. Kumar,³¹ R. A. Kycia,¹¹ M. A. C. Lamont,⁴ J. M. Landgraf,⁴ K. D. Landry,⁷ J. Lauret,⁴ A. Lebedev,⁴ R. Lednicky,²¹ J. H. Lee,⁴ C. Li,⁴² W. Li,⁴⁴ X. Li,³⁸ X. Li,⁴⁶ Y. Li,⁵⁰ Z. M. Li,⁹ M. A. Lisa,³² F. Liu,⁹ T. Ljubicic,⁴ W. J. Llope,⁴¹ M. Lomnitz,²² R. S. Longacre,⁴ X. Luo,⁹ G. L. Ma,⁴⁴ Y. G. Ma,⁴⁴ D. P. Mahapatra,¹⁶ R. Majka,⁵⁷ S. Margetis,²² C. Markert,⁴⁸ H. Masui,²⁶ H. S. Matis,²⁶ D. McDonald,⁴⁹ T. S. McShane,¹² N. G. Minaev,³⁷ S. Mioduszewski,⁴⁷ B. Mohanty,³¹ M. M. Mondal,⁴⁷ D. A. Morozov,³⁷ M. K. Mustafa,²⁶ B. K. Nandi,¹⁷ Md. Nasim,³¹ T. K. Nayak,⁵³ J. M. Nelson,³ G. Nigmatkulov,³⁰ L. V. Nogach,³⁷ S. Y. Noh,²⁴ J. Novak,²⁹ S. B. Nurushev,³⁷ G. Odyniec,²⁶ A. Ogawa,⁴ K. Oh,³⁹ A. Ohlson,⁵⁷ V. Okorokov,³⁰ E. W. Oldag,⁴⁸ D. L. Olivitt, Jr.,⁴⁶ B. S. Page,¹⁸ Y. X. Pan,⁷ Y. Pandit,¹⁰ Y. Panebratsev,²¹ T. Pawlak,⁵⁴ B. Pawlik,³⁴ H. Pei,⁹ C. Perkins,⁵ P. Pile,⁴ M. Planinic,⁵⁸ J. Pluta,⁵⁴ N. Poljak,⁵⁸ K. Poniatońska,⁵⁴ J. Porter,²⁶ A. M. Poskanzer,²⁶ N. K. Pruthi,³⁵ M. Przybycien,¹ J. Putschke,⁵⁶ H. Qiu,²⁶ A. Quintero,²² S. Ramachandran,²³ R. Raniwala,⁴⁰ S. Raniwala,⁴⁰ R. L. Ray,⁴⁸ C. K. Riley,⁵⁷ H. G. Ritter,²⁶ J. B. Roberts,⁴¹ O. V. Rogachevskiy,²¹ J. L. Romero,⁶ J. F. Ross,¹² A. Roy,⁵³ L. Ruan,⁴ J. Rusnak,¹⁴ O. Rusnakova,¹³ N. R. Sahoo,⁴⁷ P. K. Sahu,¹⁶ I. Sakrejda,²⁶ S. Salur,²⁶ J. Sandweiss,⁵⁷ E. Sangaline,⁶ A. Sarkar,¹⁷ J. Schambach,⁴⁸ R. P. Scharenberg,³⁸ A. M. Schmah,²⁶ W. B. Schmidke,⁴ N. Schmitz,²⁸ J. Seger,¹² P. Seyboth,²⁸ N. Shah,⁷ E. Shahaliev,²¹ P. V. Shanmuganathan,²² M. Shao,⁴² B. Sharma,³⁵ W. Q. Shen,⁴⁴ S. S. Shi,²⁶ Q. Y. Shou,⁴⁴ E. P. Sichtermann,²⁶ M. Simko,¹³ M. J. Skoby,¹⁸ D. Smirnov,⁴ N. Smirnov,⁵⁷ D. Solanki,⁴⁰ P. Sorensen,⁴ H. M. Spinka,² B. Srivastava,³⁸ T. D. S. Stanislaus,⁵² J. R. Stevens,²⁷ R. Stock,¹⁵ M. Strikhanov,³⁰ B. Stringfellow,³⁸ M. Sumbera,¹⁴ X. Sun,²⁶ X. M. Sun,²⁶ Y. Sun,⁴² Z. Sun,²⁵ B. Surrow,⁴⁶ D. N. Svirida,¹⁹ T. J. M. Symons,²⁶ M. A. Szelezniak,²⁶ J. Takahashi,⁸ A. H. Tang,⁴ Z. Tang,⁴² T. Tarnowsky,²⁹ J. H. Thomas,²⁶ A. R. Timmins,⁴⁹ D. Tlustý,¹⁴ M. Tokarev,²¹ S. Trentalange,⁷ R. E. Tribble,⁴⁷ P. Tribedy,⁵³ B. A. Trzeciak,¹³ O. D. Tsai,⁷ J. Turnau,³⁴ T. Ullrich,⁴ D. G. Underwood,² G. Van Buren,⁴ G. van Nieuwenhuizen,²⁷ M. Vandenbroucke,⁴⁶ J. A. Vanfossen, Jr.,²² R. Varma,¹⁷ G. M. S. Vasconcelos,⁸ A. N. Vasiliev,³⁷ R. Vertesi,¹⁴ F. Videbæk,⁴ Y. P. Vijoyi,⁵³ S. Vokal,²¹ A. Vossen,¹⁸ M. Wada,⁴⁸ F. Wang,³⁸ G. Wang,⁷ H. Wang,⁴ J. S. Wang,²⁵ X. L. Wang,⁴² Y. Wang,⁵⁰ Y. Wang,¹⁰ G. Webb,⁴ J. C. Webb,⁴ G. D. Westfall,²⁹ H. Wieman,²⁶ S. W. Wissink,¹⁸ R. Witt,⁵¹ Y. F. Wu,⁹ Z. Xiao,⁵⁰ W. Xie,³⁸ K. Xin,⁴¹ H. Xu,²⁵ J. Xu,⁹ N. Xu,²⁶ Q. H. Xu,⁴³ Y. Xu,⁴² Z. Xu,⁴ W. Yan,⁵⁰ C. Yang,⁴² Y. Yang,²⁵ Y. Yang,⁹ Z. Ye,¹⁰ P. Yepes,⁴¹ L. Yi,³⁸ K. Yip,⁴ I.-K. Yoo,³⁹ N. Yu,⁹ H. Zbroszczyk,⁵⁴ W. Zha,⁴² J. B. Zhang,⁹ J. L. Zhang,⁴³ S. Zhang,⁴⁴ X. P. Zhang,⁵⁰ Y. Zhang,⁴² Z. P. Zhang,⁴² F. Zhao,⁷ J. Zhao,⁹ C. Zhong,⁴⁴ X. Zhu,⁵⁰ Y. H. Zhu,⁴⁴ Y. Zoukarneeva,²¹ and M. Zyzak¹⁵

(STAR Collaboration)

¹AGH University of Science and Technology, Cracow, Poland²Argonne National Laboratory, Argonne, Illinois 60439, USA³University of Birmingham, Birmingham, United Kingdom

- ⁴Brookhaven National Laboratory, Upton, New York 11973, USA
⁵University of California, Berkeley, California 94720, USA
⁶University of California, Davis, California 95616, USA
⁷University of California, Los Angeles, California 90095, USA
⁸Universidade Estadual de Campinas, Sao Paulo, Brazil
⁹Central China Normal University (HZNU), Wuhan 430079, China
¹⁰University of Illinois at Chicago, Chicago, Illinois 60607, USA
¹¹Cracow University of Technology, Cracow, Poland
¹²Creighton University, Omaha, Nebraska 68178, USA
¹³Czech Technical University in Prague, FNSPE, Prague 115 19, Czech Republic
¹⁴Nuclear Physics Institute AS CR, 250 68 Řež/Prague, Czech Republic
¹⁵Frankfurt Institute for Advanced Studies FIAS, Germany
¹⁶Institute of Physics, Bhubaneswar 751005, India
¹⁷Indian Institute of Technology, Mumbai, India
¹⁸Indiana University, Bloomington, Indiana 47408, USA
¹⁹Alikhanov Institute for Theoretical and Experimental Physics, Moscow, Russia
²⁰University of Jammu, Jammu 180001, India
²¹Joint Institute for Nuclear Research, Dubna, 141 980, Russia
²²Kent State University, Kent, Ohio 44242, USA
²³University of Kentucky, Lexington, Kentucky, 40506-0055, USA
²⁴Korea Institute of Science and Technology Information, Daejeon, Korea
²⁵Institute of Modern Physics, Lanzhou, China
²⁶Lawrence Berkeley National Laboratory, Berkeley, California 94720, USA
²⁷Massachusetts Institute of Technology, Cambridge, Massachusetts 02139-4307, USA
²⁸Max-Planck-Institut für Physik, Munich, Germany
²⁹Michigan State University, East Lansing, Michigan 48824, USA
³⁰Moscow Engineering Physics Institute, Moscow, Russia
³¹National Institute of Science Education and Research, Bhubaneswar 751005, India
³²Ohio State University, Columbus, Ohio 43210, USA
³³Old Dominion University, Norfolk, Virginia 23529, USA
³⁴Institute of Nuclear Physics PAN, Cracow, Poland
³⁵Panjab University, Chandigarh 160014, India
³⁶Pennsylvania State University, University Park, Pennsylvania 16802, USA
³⁷Institute of High Energy Physics, Protvino, Russia
³⁸Purdue University, West Lafayette, Indiana 47907, USA
³⁹Pusan National University, Pusan, Republic of Korea
⁴⁰University of Rajasthan, Jaipur 302004, India
⁴¹Rice University, Houston, Texas 77251, USA
⁴²University of Science and Technology of China, Hefei 230026, China
⁴³Shandong University, Jinan, Shandong 250100, China
⁴⁴Shanghai Institute of Applied Physics, Shanghai 201800, China
⁴⁵SUBATECH, Nantes, France
⁴⁶Temple University, Philadelphia, Pennsylvania 19122, USA
⁴⁷Texas A&M University, College Station, Texas 77843, USA
⁴⁸University of Texas, Austin, Texas 78712, USA
⁴⁹University of Houston, Houston, Texas 77204, USA
⁵⁰Tsinghua University, Beijing 100084, China
⁵¹United States Naval Academy, Annapolis, Maryland, 21402, USA
⁵²Valparaiso University, Valparaiso, Indiana 46383, USA
⁵³Variable Energy Cyclotron Centre, Kolkata 700064, India
⁵⁴Warsaw University of Technology, Warsaw, Poland
⁵⁵University of Washington, Seattle, Washington 98195, USA
⁵⁶Wayne State University, Detroit, Michigan 48201, USA
⁵⁷Yale University, New Haven, Connecticut 06520, USA
⁵⁸University of Zagreb, Zagreb, HR-10002 Croatia

(Received 18 August 2014; published 12 January 2015)

We present $\Lambda\Lambda$ correlation measurements in heavy-ion collisions for Au + Au collisions at $\sqrt{s_{NN}} = 200$ GeV using the STAR experiment at the Relativistic Heavy-Ion Collider. The Lednický-Lyuboshitz

analytical model has been used to fit the data to obtain a source size, a scattering length and an effective range. Implications of the measurement of the $\Lambda\Lambda$ correlation function and interaction parameters for dihyperon searches are discussed.

DOI: 10.1103/PhysRevLett.114.022301

PACS numbers: 25.75.-q

Measurements of the correlation function for a pair of particles with small relative momenta have been used to obtain insight into the geometry and lifetime of the particle-emitting source in relativistic heavy-ion collisions [1]. The two-particle correlation function is not only sensitive to the distribution of the separation of emission points, but also to the effects from quantum statistics (QS) and to the final-state interactions (FSI). For two-particle systems where the final-state interactions are well known, information about both temporal and spatial separation distributions can be obtained using the two-particle correlation function [1,2]. If one has an idea of the source size, one could use it to determine the FSI between two particles for which the correlation function is measured. In this Letter we have used $\Lambda\Lambda$ correlation measurements to determine FSI between $\Lambda\Lambda$ which is not well known experimentally.

The $\Lambda\Lambda$ correlation function is also relevant for searching for the H dibaryon, a six-quark state predicted by Jaffe [3]. Recent lattice QCD calculations from the HAL [4] and NPLQCD [5] Collaborations indicate the possible existence of a bound H dibaryon, where the calculations assumed a pion mass above the physical mass. The production rate for the hypothesized H dibaryon depends on the collision evolution dynamics as well as on its internal structure. It is believed that the most probable formation mechanism for the H dibaryon would be through coalescence of $\Lambda\Lambda$ and/or ΞN at a late stage of the collision process, or through coalescence of six quarks at an earlier stage of the collision [6]. A measurement of the $\Lambda\Lambda$ interaction is important for understanding the equation of state of neutron stars [7]. Moreover, at high densities, an attractive $\Lambda\Lambda$ interaction could lead to formation of H -matter or strangelets in the core of moderately dense neutron stars [8,9].

At present, the constraint on the binding energy of the H dibaryon comes from double Λ hypernuclei (NAGARA event) [10], which allows for the possibility of a weakly bound H dibaryon or a resonance state [11]. The resonance state is expected to decay into $\Lambda\Lambda$ and would be observed as a bump in the $\Lambda\Lambda$ invariant mass spectrum or observed as a peaklike structure in two-particle correlations [12].

Dedicated measurements have been performed to look for the H dibaryon signal, but its existence remains an open question [13–15]. The STAR experiment has searched for strangelet production close to the beam rapidity at RHIC and has reported an upper limit for strangelets [16]. The NA49 experiment at the super proton synchrotron attempted to measure the $\Lambda\Lambda$ correlation function in heavy-ion collisions, but their statistics were insufficient to draw physics conclusions [17]. The observed high yield of

multistrange hyperons in central nucleus-nucleus collisions at RHIC [18] and recent high-statistics data for Au + Au collisions at RHIC provide a unique opportunity to study $\Lambda\Lambda$ correlations and search for exotic particles like the H dibaryon. In this Letter, we present the first measurement of the $\Lambda\Lambda$ correlation function in heavy-ion collisions, for Au + Au collisions at $\sqrt{s_{NN}} = 200$ GeV using the STAR experiment at the RHIC.

STAR is a multipurpose experiment at RHIC with full azimuthal coverage. The time projection chamber [19] was used for tracking and particle identification in the pseudorapidity range $|\eta| < 1$. Approximately 2.87×10^8 events from 2010 and 5.0×10^8 events from 2011 were analyzed. To suppress events from collisions with the beam pipe (radius 3.95 cm), the reconstructed primary vertex was required to lie within a 2 cm radial distance from the center of the beam pipe. In addition, the z position of the vertex was required to lie within ± 30 cm of the center of the detector. The decay channel $\Lambda \rightarrow p\pi$ with branching ratio $63.9 \pm 0.5\%$ was used for reconstruction of the Λ [20]. The Λ ($\bar{\Lambda}$) candidates were formed from pairs of p (\bar{p}) and π^- (π^+) tracks whose trajectories pointed to a common secondary decay vertex which was well separated from the primary vertex. The decay length (DL) of a Λ candidate was required to be more than 5 cm from the primary vertex. The DL cut did not correspond to a hard cutoff in momentum and it was based on the requirement for high purity of the Λ sample as well as reasonable efficiency. The distance of closest approach (DCA) to the primary vertex was required to be within 0.4 cm. The invariant mass distribution of the Λ ($\bar{\Lambda}$) candidates at 0–80% centrality under these conditions as shown in Fig. 1 has an excellent signal (S) to background (B) ratio of $S/(S+B) \sim 0.97$. The solid (dashed) histogram is for Λ ($\bar{\Lambda}$) candidates. All candidates with invariant mass between 1.112 and 1.120 GeV/ c^2 were considered.

The two-particle correlation function is defined as

$$C_{\text{measured}}(Q) = \frac{A(Q)}{B(Q)}, \quad (1)$$

where $A(Q)$ is the distribution of the invariant relative momentum, $Q = \sqrt{-q^\mu q_\mu}$, where $q^\mu = p_1^\mu - p_2^\mu$, for a pair of Λ ($\bar{\Lambda}$) from the same event. $B(Q)$ is the reference distribution generated by mixing particles from different events with approximately the same vertex position along the z direction. The same single-particle cuts were applied to individual Λ s for the mixed-event pairs. Correlations between a real Λ and a false Λ candidate reconstructed from

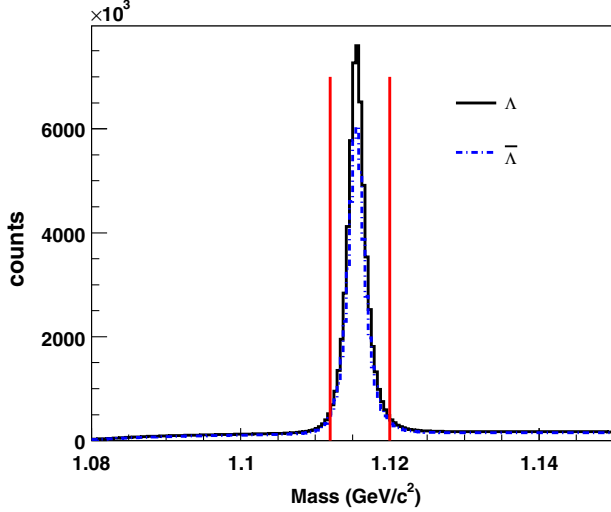


FIG. 1 (color online). The invariant mass distribution for Λ and $\bar{\Lambda}$ produced in Au + Au collisions at $\sqrt{s_{NN}} = 200$ GeV, for 0–80% centrality. The Λ ($\bar{\Lambda}$) candidates lying in the mass range 1.112 to 1.120 GeV/c^2 , shown by solid red vertical lines, were selected for the correlation measurement.

a pair that shares one or two daughters with the real Λ were avoided by removing any Λ pair with a common daughter. Possible two-track biases from reconstruction were studied by evaluating correlation functions with various cuts on the scalar product of the normal vectors to the decay plane of the Λ s and on the radial distance between Λ vertices in a given pair. No significant change in the correlation function has been observed due to these tracking effects. Each mixed event pair was also required to satisfy the same pairwise cuts applied to the real pairs from the same event. The efficiency and acceptance effects canceled out in the ratio $A(Q)/B(Q)$. Corrections to the raw correlation functions were applied according to the expression

$$C'(Q) = \frac{C_{\text{measured}}(Q) - 1}{P(Q)} + 1, \quad (2)$$

where the pair purity, $P(Q)$, was calculated as a product of $S/(S+B)$ for the two Λ s of the pair. The pair purity is 92% and is constant over the analyzed range of invariant relative momentum.

The selected sample of Λ candidates also included secondary Λ s, i.e., decay products of Σ^0 , Ξ^- , and Ξ^0 , which were still correlated because their parents were correlated through QS and emission sources. Toy model simulations have been performed to estimate the feed-down contribution from $\Sigma^0\Lambda$, $\Sigma^0\Sigma^0$, and $\Xi^-\Xi^-$. The Λ , Σ , and Ξ spectra have been generated using a Boltzmann fit at midrapidity ($T = 335$ MeV [18]) and each pair was assigned a weight according to QS. The pair was allowed to decay into daughter particles and the correlation function was obtained by the mixed-event technique. The estimated feed-down contribution was around 10% for $\Sigma^0\Lambda$, around

5% for $\Sigma^0\Sigma^0$, and around 4% for $\Xi^-\Xi^-$. Thermal model studies have shown that only 45% of the Λ s in the sample are primary [21]. However, one needs to run afterburners to determine the exact contribution to the correlation function from feed-down, which requires knowledge of final-state interactions. The final-state interaction parameters for $\Sigma^0\Sigma^0$, $\Sigma^0\Lambda$, and $\Xi\Xi$ interactions are not well known, which makes it difficult to estimate feed-down using a thermal model [21]. Therefore, to avoid introducing large systematic uncertainties from the unknown fraction of aforementioned residual correlations, the measurements presented here are not corrected for residual correlations.

The effect of momentum resolution on the correlation functions has also been investigated using simulated tracks from Λ decays, with known momenta, embedded into real events. Correlation functions have been corrected for momentum resolution using the expression

$$C(Q) = \frac{C'(Q)C_{\text{in}}(Q)}{C_{\text{res}}(Q)}, \quad (3)$$

where $C(Q)$ represents the corrected correlation function, and $C_{\text{in}}(Q)/C_{\text{res}}(Q)$ is the correction factor. $C_{\text{in}}(Q)$ was calculated without taking into account the effect of momentum resolution and $C_{\text{res}}(Q)$ included the effect of momentum resolution applied to each Λ candidate. More details can be found in Ref. [22]. The impact of momentum resolution on correlation functions was negligible compared with statistical errors. Figure 2 shows the experimental $\Lambda\Lambda$ and $\bar{\Lambda}\bar{\Lambda}$ correlation function after corrections for pair purity and momentum resolution for 0–80% centrality Au + Au collisions at $\sqrt{s_{NN}} = 200$ GeV. The $\bar{\Lambda}\bar{\Lambda}$ correlation function is slightly lower than the $\Lambda\Lambda$ correlation function, although within the systematic errors. Noting that the correlations $C(Q)$ in Fig. 2 are nearly identical for Λ and $\bar{\Lambda}$, we have chosen to combine the

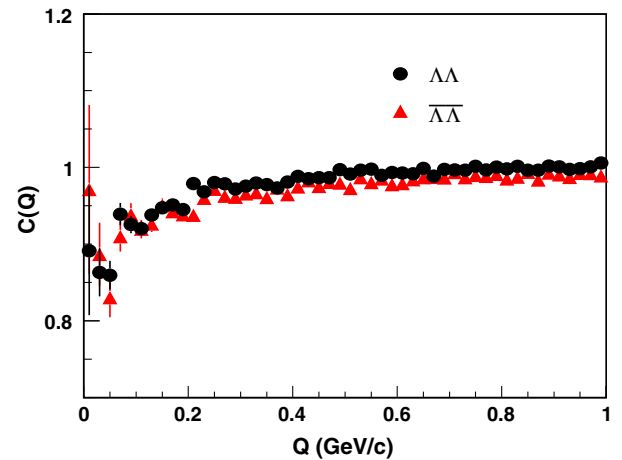


FIG. 2 (color online). The $\Lambda\Lambda$ and $\bar{\Lambda}\bar{\Lambda}$ correlation function in Au + Au collisions at $\sqrt{s_{NN}} = 200$ GeV, for 0–80% centrality. The plotted errors are statistical only.

results for Λ and $\bar{\Lambda}$ in order to increase the statistical significance.

The combined $\Lambda\Lambda$ and $\bar{\Lambda}\bar{\Lambda}$ correlation function for 0–80% centrality is shown in Fig. 3. The systematic errors were estimated by varying the following requirements for the selection of Λ : DCA, DL, and mass range, which affect the signal-to-background ratio. Systematics from cuts on the angular correlation of pairs were also studied that may affect correlations at small relative momentum. The systematic uncertainties from different sources were then added in quadrature. The combined systematic error is shown separately as a shaded band in Fig. 3. If there were only antisymmetrization from quantum statistics, a $\Lambda\Lambda$ correlation function of 0.5 would be expected at $Q = 0$. The observed pair excess near $C(Q = 0)$ compared to 0.5 suggests that the $\Lambda\Lambda$ interaction is attractive; however, as mentioned earlier, the data are not corrected for residual correlations and those effects can give rise to this excess. In Fig. 3, the dotted line corresponds to quantum statistics.

The Lednický and Lyuboshitz analytical model [23] relates the correlation function to source size and also takes into account the effect of the strong final-state interactions (FSI). The following correlation function is used to fit the experimental data

$$C(Q) = N \left[1 + \lambda \left(-\frac{1}{2} \exp(-r_0^2 Q^2) + \frac{1}{4} \frac{|f(k)|^2}{r_0^2} \left(1 - \frac{1}{2\sqrt{\pi} r_0} \right) + \frac{\text{Re}f(k)}{\sqrt{\pi} r_0} F_1(Qr_0) - \frac{\text{Im}f(k)}{2r_0} F_2(Qr_0) \right) + a_{\text{res}} \exp(-r_{\text{res}}^2 Q^2) \right], \quad (4)$$

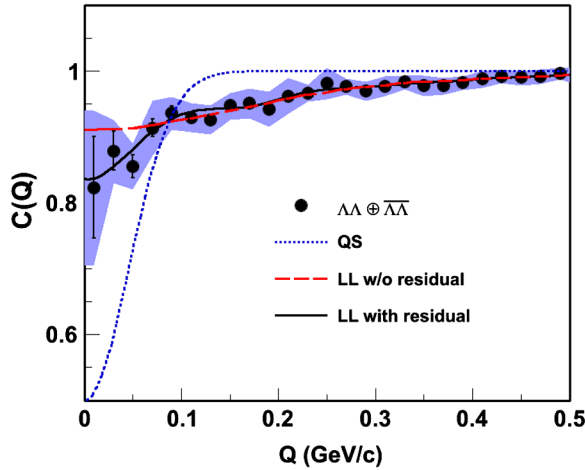


FIG. 3 (color online). The combined $\Lambda\Lambda$ and $\bar{\Lambda}\bar{\Lambda}$ correlation function for 0–80% centrality Au + Au collisions at $\sqrt{s_{NN}} = 200$ GeV. Curves correspond to fits using the Lednický-Lyuboshitz (LL) analytical model with and without a residual correlation term [23]. The dotted line corresponds to quantum statistics with a source size of 3.13 fm. The shaded band corresponds to the systematic error.

where $k = Q/2$, $F_1(z) = \int_0^1 e^{x^2 - z^2} / z dx$ and $F_2(z) = (1 - e^{-z^2})/z$ in Eq. (4). The scattering amplitude is given by

$$f(k) = \left(\frac{1}{f_0} + \frac{1}{2} d_0 k^2 - ik \right)^{-1}, \quad (5)$$

where $f_0 = a_0$ is the scattering length and $d_0 = r_{\text{eff}}$ is the effective range. Note that a universal sign convention is used rather than the traditional sign convention for the s -wave scattering length $a_0 = -f_0$ for baryon-baryon systems. More details about the model can be found in Ref. [23]. The free parameters of the LL model are normalization (N), a suppression parameter (λ), an emission radius (r_0), scattering length (a_0), and effective radius (r_{eff}). In the absence of FSI, λ equals unity for a fully chaotic Gaussian source. The impurity in the sample used and finite momentum resolution can suppress the value of λ parameter. In addition to this, the non-Gaussian form of the correlation function and the FSI between particles can affect (suppress or enhance) its value. The last term in Eq. (4) is introduced to take into account the long tail observed in the measured data, where a_{res} is the residual amplitude and r_{res} is the width of the Gaussian.

When the amplitude a_{res} in Eq. (4) is made to vanish, a fit performed on data causes a larger χ^2/NDF (dashed line in Fig. 3) and also the obtained r_0 is much smaller than the expected r_0 from previous measurements [22,24,25], which suggests that the measured correlation is wider than what the fit indicates in this scenario. This effect can be explained by the presence of a negative residual correlation in the data, which is expected to be wider than the correlation from the parent particles. Therefore, to include the effect of a residual correlation, a Gaussian term $a_{\text{res}} \exp(-Q^2 r_{\text{res}}^2)$ is incorporated in the correlation function (solid line in Fig. 3). A negative residual correlation contribution is required with $a_{\text{res}} = -0.044 \pm 0.004^{+0.048}_{-0.009}$ and $r_{\text{res}} = 0.43 \pm 0.04^{+0.43}_{-0.03}$ fm, where the first error is statistical and the second is systematic. Such a wide correlation could possibly arise from residual correlations caused by decaying parents such as Σ^0 and Ξ , and coupling of $N\Xi$ to the $\Lambda\Lambda$ channel. The fit parameters obtained with the residual correlation term are $N = 1.006 \pm 0.001$, $\lambda = 0.18 \pm 0.05^{+0.12}_{-0.06}$, $a_0 = -1.10 \pm 0.37^{+0.68}_{-0.08}$ fm, $r_{\text{eff}} = 8.52 \pm 2.56^{+2.09}_{-0.74}$ fm, and $r_0 = 2.96 \pm 0.38^{+0.96}_{-0.02}$ fm with $\chi^2/\text{NDF} = 0.56$. All the systematic errors on the parameters are uncorrelated errors. The Gaussian term is empirical and its origin is not fully understood. However, the addition of this term improves fit results and the obtained r_0 is compatible with expectations. The LL analytical model fit to data suggests that a repulsive interaction exists between $\Lambda\Lambda$ pairs, whereas the fit to the same data from Morita *et al.* showed that the $\Lambda\Lambda$ interaction potential is weakly attractive [26]. The

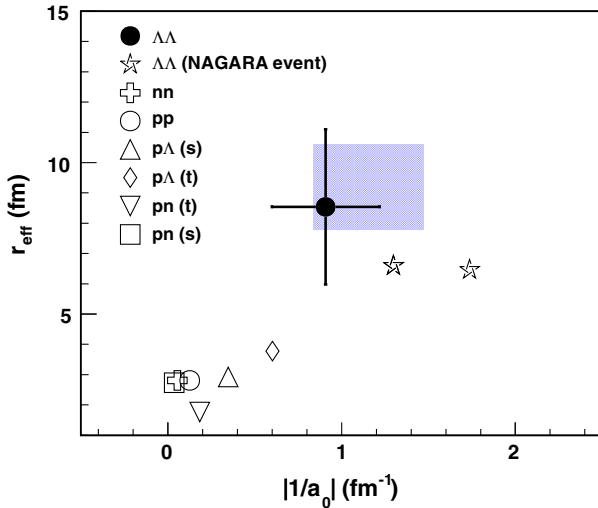


FIG. 4 (color online). The $\Lambda\Lambda$ interaction parameters from this experiment (solid circle), where the shaded band represents the systematic error. The interaction parameters from pp , pn singlet (s), and triplet (t) states, and from nn , $p\Lambda$ (s), and $p\Lambda$ (t) states are shown as open markers [27]. Also, the $\Lambda\Lambda$ interaction parameters that reproduce the NAGARA event are shown as open stars [28,29].

conclusion about an attractive or a repulsive potential is limited by our statistics and is model dependent. However, all model fits to data suggest that a rather weak interaction is present between $\Lambda\Lambda$ pairs.

The scattering length and the effective radius obtained from the model fit are shown in Fig. 4. For comparison, interaction parameters for pp , nn , and pn singlet (s) and triplet (t) states, as well as for $p\Lambda$ singlet (s) and triplet (t) states, are also shown in Fig. 4 [27]. It is observed that $|a_{\Lambda\Lambda}| < |a_{p\Lambda}| < |a_{NN}|$. The LL analytical model gives a negative a_0 parameter and favors a slightly repulsive interaction in our convention which is different from a weak attractive potential extracted from the NAGARA event and the KEK result [13,28,29]. The fit parameters are still limited by statistics and our fitted a_0 is 1.6σ from a sign change. A negative sign for the scattering length (in our convention) is a necessary though not sufficient condition for the existence of a $\Lambda\Lambda$ bound state.

If a $\Lambda\Lambda$ resonance exists near the threshold, that would induce large correlations between two Λ s at small relative momentum [12,30]. For the $\Lambda\Lambda$ system below the $N\Xi$ and $\Sigma\Sigma$ thresholds ($k < 161$ MeV/ c), the FSI effect is included in the correlation function through the s -wave amplitude [31],

$$f(k) = \frac{1}{k \cot \delta - ik}, \quad (6)$$

where k and δ are relative momentum and s -wave phase shift, respectively. The effective-range approximation for $k \cot \delta$ is

$$k \cot \delta = \frac{1}{a_0} + r_{\text{eff}} \frac{k^2}{2}. \quad (7)$$

Equation (6) should satisfy the single-channel unitarity condition $\text{Im}f(k) = k|f(k)|^2$ with real parameters a_0 and r_{eff} . When the scattering amplitude is saturated by a resonance, it can be rewritten [32] in the form

$$f(k) = \frac{1}{(k_0^2 - k^2)/(2\mu\gamma) - ik}. \quad (8)$$

Comparing the above to Eqs. (6) and (7), one sees that $1/a_0 = k_0^2/(2\mu\gamma)$ and $r_{\text{eff}} = -1/\mu\gamma$, where k_0 , μ , and γ are the relative momentum where the resonance occurs, the reduced mass, and a positive constant, respectively. The scattering length (effective range) becomes positive (negative) so that the $k \cot \delta$ term vanishes at $k = k_0$ [33]. The signs of a_0 and r_{eff} obtained from the fit to our data contradict Eq. (8), which suggests the nonexistence of a $\Lambda\Lambda$ resonance saturating the s -wave below the $N\Xi$ and $\Sigma\Sigma$ thresholds. More discussion on the existence of H as a resonance pole can be found in [26].

Assuming that H dibaryons are stable against strong decay of Λ , and are produced through coalescence of $\Lambda\Lambda$ pairs, the yield for the H dibaryon can be related to the Λ yield by $d^2N_H/2\pi p_T dp_T dy = 16B(d^2N_\Lambda/2\pi p_T dp_T dy)^2$, where B is a constant known as the coalescence coefficient. From pure phase space considerations, the coalescence rate is proportional to Q^3 [34]. For a weakly bound or deuteronlike bound state H , the $\Lambda\Lambda$ correlation below the coalescence length Q would be depleted. Our data show no depletion in the correlation strength in our measured region, which indicates that the value of Q at coalescence for the H dibaryon, if it exists, must be below 0.07 GeV/ c , where we no longer have significant statistics. Therefore, because the deuteron coalescence coefficient $B = (4.0 \pm 2.0) \times 10^{-4}$ (GeV/ c)² [35,36] for a Q of approximately 0.22 GeV/ c , we estimate that the H dibaryon must have B less than $(1.29 \pm 0.64) \times 10^{-5}$ (GeV/ c)² for $Q < 0.07$ GeV/ c . The corresponding upper limit for p_T -integrated dN_H/dy is $(1.23 \pm 0.47_{\text{stat}} \pm 0.61_{\text{syst}}) \times 10^{-4}$ if the coalescence mechanism applies to both the deuteron and the hypothetical H particle.

In summary, we report the first measurement of the $\Lambda\Lambda$ correlation function in heavy-ion collisions for Au + Au at $\sqrt{s_{NN}} = 200$ GeV. The measured correlation strength at $Q = 0$, $C(Q = 0)$ is greater than 0.5 (the expectation from quantum statistics alone). In addition to the normal $\Lambda\Lambda$ correlation function, a Gaussian term is required to fit the data, possibly due to residual correlations. The extracted Gaussian source radius is compatible with the expectation from previous measurements of pion, kaon, and $p\Lambda$ correlations [22,24,25]. The model fits to data suggest that the strength of the $\Lambda\Lambda$ interaction is weak. Numerical analysis of the final-state interaction effect using an s -wave

scattering amplitude suggests the nonexistence of a $\Lambda\Lambda$ resonance saturating the s wave below the $N\Xi$ and $\Sigma\Sigma$ thresholds. A limit on the yield of a deuteronlike bound H dibaryon is also reported.

We thank S. Pratt, A. Ohnishi, K. Morita, and T. Furumoto for helpful discussions. We thank the RHIC Operations Group and RCF at BNL, the NERSC Center at LBNL, the KISTI Center in Korea, and the Open Science Grid consortium for providing resources and support. This work was supported in part by the Offices of NP and HEP within the U.S. DOE Office of Science, the U.S. NSF, CNRS/IN2P3, FAPESP CNPq of Brazil, the Ministry of Education and Science of the Russian Federation, NNSFC, CAS, MoST, and MoE of China, the Korean Research Foundation, GA and MSMT of the Czech Republic, FIAS of Germany, DAE, DST, and CSIR of India, the National Science Centre of Poland, National Research Foundation (NRF-2012004024), the Ministry of Science, Education and Sports of the Republic of Croatia, and RosAtom of Russia.

-
- [1] M. A. Lisa, S. Pratt, R. Soltz, and U. Wiedemann, *Annu. Rev. Nucl. Part. Sci.* **55**, 357 (2005).
- [2] Z. Chajecski, *Acta Phys. Pol. B* **40**, 1119 (2009).
- [3] R. Jaffe, *Phys. Rev. Lett.* **38**, 195 (1977).
- [4] T. Inoue, N. Ishii, S. Aoki, T. Dol, T. Hatsuda, Y. Ikeda, K. Murano, H. Nemura, and K. Sasaki, *Phys. Rev. Lett.* **106**, 162002 (2011).
- [5] S. Beane *et al.* (NPLQCD Collaboration), *Phys. Rev. Lett.* **106**, 162001 (2011).
- [6] S. Cho *et al.* (ExHIC Collaboration), *Phys. Rev. C* **84**, 064910 (2011).
- [7] N. K. Glendenning, *Astrophys. J.* **293**, 470 (1985).
- [8] R. Tamagaki, *Prog. Theor. Phys.* **85**, 321 (1991).
- [9] C. Alcock, E. Farhi, and A. Olinto, *Astrophys. J.* **310**, 261 (1986).
- [10] H. Takahashi *et al.*, *Phys. Rev. Lett.* **87**, 212502 (2001).
- [11] A. Ohnishi *et al.* (ExHIC Collaboration), *Nucl. Phys.* **A914**, 377 (2013).
- [12] C. Greiner and B. Müller, *Phys. Lett. B* **219**, 199 (1989).
- [13] C. J. Yoon *et al.* (KEK-PS E522 Collaboration), *Phys. Rev. C* **75**, 022201(R) (2007).
- [14] B. A. Cole *et al.* (E910 Collaboration), *Nucl. Phys.* **A639**, 407c (1998).
- [15] A. Alavi-Harati *et al.* (KTeV Collaboration), *Phys. Rev. Lett.* **84**, 2593 (2000).
- [16] B. I. Abelev *et al.* (STAR Collaboration), *Phys. Rev. C* **76**, 011901 (2007).
- [17] C. Blume *et al.* (NA49 Collaboration), *Nucl. Phys.* **A715**, 55c (2003).
- [18] J. Adams *et al.* (STAR Collaboration), *Phys. Rev. Lett.* **98**, 062301 (2007).
- [19] K. H. Ackermann *et al.*, *Nucl. Instrum. Methods Phys. Res., Sect. A* **499**, 624 (2003).
- [20] J. Beringer *et al.* (Particle Data Group), *Phys. Rev. D* **86**, 010001 (2012).
- [21] M. Chojnacki, A. Kisiel, W. Florkowski, and W. Broniowski, *Comput. Phys. Commun.* **183**, 746 (2012).
- [22] J. Adams *et al.* (STAR Collaboration), *Phys. Rev. C* **71**, 044906 (2005).
- [23] R. Lednický and V. L. Lyuboshitz, *Sov. J. Nucl. Phys.* **35**, 770 (1982).
- [24] B. I. Abelev *et al.* (STAR Collaboration), *Phys. Rev. C* **74**, 054902 (2006).
- [25] J. Adams *et al.* (STAR Collaboration), *Phys. Rev. C* **74**, 064906 (2006).
- [26] K. Morita, T. Furumoto, and A. Ohnishi, arXiv:1408.6682.
- [27] L. Heller, *Rev. Mod. Phys.* **39**, 584 (1967); W. von Witsch, B. Gomez Moreno, W. Rosenstock, K. Ettl, and J. Bruinsma, *Phys. Lett.* **80B**, 187 (1979); J. Deng, A. Siepe, and W. von Witsch, *Phys. Rev. C* **66**, 047001 (2002); F. Wang and S. Pratt, *Phys. Rev. Lett.* **83**, 3138 (1999).
- [28] E. Hiyama, M. Kamimura, T. Motoba, T. Yamada, and Y. Yamamoto, *Phys. Rev. C* **66**, 024007 (2002).
- [29] I. N. Filikhin and A. Gal, *Nucl. Phys.* **A707**, 491 (2002).
- [30] S. Pratt (private communication).
- [31] J. J. Sakurai, *Modern Quantum Mechanics*, edited by S. F. Tuan (Addison-Wesley, Reading, MA, 1994).
- [32] L. D. Landau and E. M. Lifshitz, *Quantum Mechanics*, 2nd ed., translated from Russian by J. B. Sykes and J. S. Bell (Pergamon, New York, 1965), Vol. 3.
- [33] S. Weinberg, *Phys. Rev.* **137**, B672 (1965); T. Hyodo, *Int. J. Mod. Phys. E* **23**, 1461003 (2014).
- [34] B. A. Cole, M. Moulson, and W. A. Zajc, *Phys. Lett. B* **350**, 147 (1995).
- [35] C. Struck, Ph.D. thesis, University of Frankfurt, 2003.
- [36] G. Agakishiev *et al.* (STAR Collaboration), *Phys. Rev. Lett.* **108**, 072301 (2012).