

12-2015

# Observation of Transverse Spin-Dependent Azimuthal Correlations of Charged Pion Pairs in $p + p$ at $\sqrt{s} = 200$ GeV

Adam Gibson-Even  
*Valparaiso University*

Shirvel Stanislaus  
*Valparaiso University*

Donald Koetke  
*Valparaiso University*

STAR Collaboration

Follow this and additional works at: [http://scholar.valpo.edu/phys\\_astro\\_fac\\_pub](http://scholar.valpo.edu/phys_astro_fac_pub)

 Part of the [Astrophysics and Astronomy Commons](#)

---

## Recommended Citation

Gibson-Even, Adam; Stanislaus, Shirvel; Koetke, Donald; and STAR Collaboration, "Observation of Transverse Spin-Dependent Azimuthal Correlations of Charged Pion Pairs in  $p + p$  at  $\sqrt{s} = 200$  GeV" (2015). *Physics and Astronomy Faculty Publications*. Paper 140.

[http://scholar.valpo.edu/phys\\_astro\\_fac\\_pub/140](http://scholar.valpo.edu/phys_astro_fac_pub/140)

This Article is brought to you for free and open access by the Department of Physics and Astronomy at ValpoScholar. It has been accepted for inclusion in Physics and Astronomy Faculty Publications by an authorized administrator of ValpoScholar. For more information, please contact a ValpoScholar staff member at [scholar@valpo.edu](mailto:scholar@valpo.edu).

## Observation of Transverse Spin-Dependent Azimuthal Correlations of Charged Pion Pairs in $p^\uparrow + p$ at $\sqrt{s} = 200$ GeV

L. Adamczyk,<sup>1</sup> J. K. Adkins,<sup>20</sup> G. Agakishiev,<sup>18</sup> M. M. Aggarwal,<sup>30</sup> Z. Ahammed,<sup>47</sup> I. Alekseev,<sup>16</sup> J. Alford,<sup>19</sup> A. Aparin,<sup>18</sup> D. Arkhipkin,<sup>3</sup> E. C. Aschenauer,<sup>3</sup> G. S. Averichev,<sup>18</sup> A. Banerjee,<sup>47</sup> R. Bellwied,<sup>43</sup> A. Bhasin,<sup>17</sup> A. K. Bhati,<sup>30</sup> P. Bhattarai,<sup>42</sup> J. Bielcik,<sup>10</sup> J. Bielcikova,<sup>11</sup> L. C. Bland,<sup>3</sup> I. G. Bordyuzhin,<sup>16</sup> J. Bouchet,<sup>19</sup> A. V. Brandin,<sup>26</sup> I. Bunzarov,<sup>18</sup> T. P. Burton,<sup>3</sup> J. Butterworth,<sup>36</sup> H. Caines,<sup>51</sup> M. Calderón de la Barca Sánchez,<sup>5</sup> J. M. Campbell,<sup>28</sup> D. Cebra,<sup>5</sup> M. C. Cervantes,<sup>41</sup> I. Chakaberia,<sup>3</sup> P. Chaloupka,<sup>10</sup> Z. Chang,<sup>41</sup> S. Chattopadhyay,<sup>47</sup> J. H. Chen,<sup>39</sup> X. Chen,<sup>22</sup> J. Cheng,<sup>44</sup> M. Cherney,<sup>9</sup> W. Christie,<sup>3</sup> G. Contin,<sup>23</sup> H. J. Crawford,<sup>4</sup> S. Das,<sup>13</sup> L. C. De Silva,<sup>9</sup> R. R. Debbé,<sup>3</sup> T. G. Dedovich,<sup>18</sup> J. Deng,<sup>38</sup> A. A. Derevschikov,<sup>32</sup> B. di Ruzza,<sup>3</sup> L. Didenko,<sup>3</sup> C. Dilks,<sup>31</sup> X. Dong,<sup>23</sup> J. L. Drachenberg,<sup>46</sup> J. E. Draper,<sup>5</sup> C. M. Du,<sup>22</sup> L. E. Dunkelberger,<sup>6</sup> J. C. Dunlop,<sup>3</sup> L. G. Efimov,<sup>18</sup> J. Engelage,<sup>4</sup> G. Eppley,<sup>36</sup> R. Esha,<sup>6</sup> O. Evdokimov,<sup>8</sup> O. Eyser,<sup>3</sup> R. Fatemi,<sup>20</sup> S. Fazio,<sup>3</sup> P. Federic,<sup>11</sup> J. Fedorisin,<sup>18</sup> Z. Feng,<sup>7</sup> P. Filip,<sup>18</sup> Y. Fisyak,<sup>3</sup> C. E. Flores,<sup>5</sup> L. Fulek,<sup>1</sup> C. A. Gagliardi,<sup>41</sup> D. Garand,<sup>33</sup> F. Geurts,<sup>36</sup> A. Gibson,<sup>46</sup> M. Girard,<sup>48</sup> L. Greiner,<sup>23</sup> D. Grosnick,<sup>46</sup> D. S. Gunarathne,<sup>40</sup> Y. Guo,<sup>37</sup> S. Gupta,<sup>17</sup> A. Gupta,<sup>17</sup> W. Guryn,<sup>3</sup> A. Hamad,<sup>19</sup> A. Hamed,<sup>41</sup> R. Haque,<sup>27</sup> J. W. Harris,<sup>51</sup> L. He,<sup>33</sup> S. Heppelmann,<sup>31</sup> S. Heppelmann,<sup>3</sup> A. Hirsch,<sup>33</sup> G. W. Hoffmann,<sup>42</sup> D. J. Hofman,<sup>8</sup> S. Horvat,<sup>51</sup> B. Huang,<sup>8</sup> X. Huang,<sup>44</sup> H. Z. Huang,<sup>6</sup> P. Huck,<sup>7</sup> T. J. Humanic,<sup>28</sup> G. Igo,<sup>6</sup> W. W. Jacobs,<sup>15</sup> H. Jang,<sup>21</sup> K. Jiang,<sup>37</sup> E. G. Judd,<sup>4</sup> S. Kabana,<sup>19</sup> D. Kalinkin,<sup>16</sup> K. Kang,<sup>44</sup> K. Kauder,<sup>49</sup> H. W. Ke,<sup>3</sup> D. Keane,<sup>19</sup> A. Kechechyan,<sup>18</sup> Z. H. Khan,<sup>8</sup> D. P. Kikola,<sup>48</sup> I. Kisel,<sup>12</sup> A. Kisiel,<sup>48</sup> L. Kochenda,<sup>26</sup> D. D. Koetke,<sup>46</sup> T. Kollegger,<sup>12</sup> L. K. Kosarzewski,<sup>48</sup> A. F. Kraishan,<sup>40</sup> P. Kravtsov,<sup>26</sup> K. Krueger,<sup>2</sup> I. Kulakov,<sup>12</sup> L. Kumar,<sup>30</sup> R. A. Kycia,<sup>29</sup> M. A. C. Lamont,<sup>3</sup> J. M. Landgraf,<sup>3</sup> K. D. Landry,<sup>6</sup> J. Lauret,<sup>3</sup> A. Lebedev,<sup>3</sup> R. Lednicky,<sup>18</sup> J. H. Lee,<sup>3</sup> X. Li,<sup>3</sup> C. Li,<sup>37</sup> W. Li,<sup>39</sup> Z. M. Li,<sup>7</sup> Y. Li,<sup>44</sup> X. Li,<sup>40</sup> M. A. Lisa,<sup>28</sup> F. Liu,<sup>7</sup> T. Ljubicic,<sup>3</sup> W. J. Llope,<sup>49</sup> M. Lomnitz,<sup>19</sup> R. S. Longacre,<sup>3</sup> X. Luo,<sup>7</sup> Y. G. Ma,<sup>39</sup> G. L. Ma,<sup>39</sup> L. Ma,<sup>39</sup> R. Ma,<sup>3</sup> N. Magdy,<sup>50</sup> R. Majka,<sup>51</sup> A. Manion,<sup>23</sup> S. Margetis,<sup>19</sup> C. Markert,<sup>42</sup> H. Masui,<sup>23</sup> H. S. Matis,<sup>23</sup> D. McDonald,<sup>43</sup> K. Meehan,<sup>5</sup> N. G. Minaev,<sup>32</sup> S. Mioduszewski,<sup>41</sup> B. Mohanty,<sup>27</sup> M. M. Mondal,<sup>41</sup> D. Morozov,<sup>32</sup> M. K. Mustafa,<sup>23</sup> B. K. Nandi,<sup>14</sup> Md. Nasim,<sup>6</sup> T. K. Nayak,<sup>47</sup> G. Nigmatkulov,<sup>26</sup> L. V. Nogach,<sup>32</sup> S. Y. Noh,<sup>21</sup> J. Novak,<sup>25</sup> S. B. Nurushev,<sup>32</sup> G. Odyniec,<sup>23</sup> A. Ogawa,<sup>3</sup> K. Oh,<sup>34</sup> V. Okorokov,<sup>26</sup> D. Olivitt, Jr.,<sup>40</sup> B. S. Page,<sup>3</sup> R. Pak,<sup>3</sup> Y. X. Pan,<sup>6</sup> Y. Pandit,<sup>8</sup> Y. Panebratsev,<sup>18</sup> B. Pawlik,<sup>29</sup> H. Pei,<sup>7</sup> C. Perkins,<sup>4</sup> A. Peterson,<sup>28</sup> P. Pile,<sup>3</sup> M. Planinic,<sup>52</sup> J. Pluta,<sup>48</sup> N. Poljak,<sup>52</sup> K. Poniatowska,<sup>48</sup> J. Porter,<sup>23</sup> M. Posik,<sup>40</sup> A. M. Poskanzer,<sup>23</sup> N. K. Pruthi,<sup>30</sup> J. Putschke,<sup>49</sup> H. Qiu,<sup>23</sup> A. Quintero,<sup>19</sup> S. Ramachandran,<sup>20</sup> R. Raniwala,<sup>35</sup> S. Raniwala,<sup>35</sup> R. L. Ray,<sup>42</sup> H. G. Ritter,<sup>23</sup> J. B. Roberts,<sup>36</sup> O. V. Rogachevskiy,<sup>18</sup> J. L. Romero,<sup>5</sup> A. Roy,<sup>47</sup> L. Ruan,<sup>3</sup> J. Rusnak,<sup>11</sup> O. Rusnakova,<sup>10</sup> N. R. Sahoo,<sup>41</sup> P. K. Sahu,<sup>13</sup> I. Sakrejda,<sup>23</sup> S. Salur,<sup>23</sup> J. Sandweiss,<sup>51</sup> A. Sarkar,<sup>14</sup> J. Schambach,<sup>42</sup> R. P. Scharenberg,<sup>33</sup> A. M. Schmah,<sup>23</sup> W. B. Schmidke,<sup>3</sup> N. Schmitz,<sup>24</sup> J. Seger,<sup>9</sup> P. Seyboth,<sup>24</sup> N. Shah,<sup>6</sup> E. Shahaliev,<sup>18</sup> P. V. Shanmuganathan,<sup>19</sup> M. Shao,<sup>37</sup> M. K. Sharma,<sup>17</sup> B. Sharma,<sup>30</sup> W. Q. Shen,<sup>39</sup> S. S. Shi,<sup>7</sup> Q. Y. Shou,<sup>39</sup> E. P. Sichtermann,<sup>23</sup> R. Sikora,<sup>1</sup> M. Simko,<sup>11</sup> M. J. Skoby,<sup>15</sup> D. Smirnov,<sup>3</sup> N. Smirnov,<sup>51</sup> L. Song,<sup>43</sup> P. Sorensen,<sup>3</sup> H. M. Spinka,<sup>2</sup> B. Srivastava,<sup>33</sup> T. D. S. Stanislaus,<sup>46</sup> M. Stepanov,<sup>33</sup> R. Stock,<sup>12</sup> M. Strikhanov,<sup>26</sup> B. Stringfellow,<sup>33</sup> M. Sumbera,<sup>11</sup> B. Summa,<sup>31</sup> X. Sun,<sup>23</sup> Z. Sun,<sup>22</sup> X. M. Sun,<sup>7</sup> Y. Sun,<sup>37</sup> B. Surrow,<sup>40</sup> N. Svirida,<sup>16</sup> M. A. Szelezniak,<sup>23</sup> A. H. Tang,<sup>3</sup> Z. Tang,<sup>37</sup> T. Tarnowsky,<sup>25</sup> A. N. Tawfik,<sup>50</sup> J. H. Thomas,<sup>23</sup> A. R. Timmins,<sup>43</sup> D. Tlusty,<sup>11</sup> M. Tokarev,<sup>18</sup> S. Trentalange,<sup>6</sup> R. E. Tribble,<sup>41</sup> P. Tribedy,<sup>47</sup> S. K. Tripathy,<sup>13</sup> B. A. Trzeciak,<sup>10</sup> O. D. Tsai,<sup>6</sup> T. Ullrich,<sup>3</sup> D. G. Underwood,<sup>2</sup> I. Upsal,<sup>28</sup> G. Van Buren,<sup>3</sup> G. van Nieuwenhuizen,<sup>3</sup> M. Vandenbroucke,<sup>40</sup> R. Varma,<sup>14</sup> A. N. Vasiliev,<sup>32</sup> R. Vertesi,<sup>11</sup> F. Videbæk,<sup>3</sup> Y. P. Viyogi,<sup>47</sup> S. Vokal,<sup>18</sup> S. A. Voloshin,<sup>49</sup> A. Vossen,<sup>15</sup> G. Wang,<sup>6</sup> Y. Wang,<sup>7</sup> F. Wang,<sup>33</sup> Y. Wang,<sup>44</sup> H. Wang,<sup>3</sup> J. S. Wang,<sup>22</sup> J. C. Webb,<sup>3</sup> G. Webb,<sup>3</sup> L. Wen,<sup>6</sup> G. D. Westfall,<sup>25</sup> H. Wieman,<sup>23</sup> S. W. Wissink,<sup>15</sup> R. Witt,<sup>45</sup> Y. F. Wu,<sup>7</sup> Z. G. Xiao,<sup>44</sup> W. Xie,<sup>33</sup> K. Xin,<sup>36</sup> Q. H. Xu,<sup>38</sup> Z. Xu,<sup>3</sup> H. Xu,<sup>22</sup> N. Xu,<sup>23</sup> Y. F. Xu,<sup>39</sup> Q. Yang,<sup>37</sup> Y. Yang,<sup>22</sup> S. Yang,<sup>37</sup> Y. Yang,<sup>7</sup> C. Yang,<sup>37</sup> Z. Ye,<sup>8</sup> P. Yepes,<sup>36</sup> L. Yi,<sup>33</sup> K. Yip,<sup>3</sup> I.-K. Yoo,<sup>34</sup> N. Yu,<sup>7</sup> H. Zbroszczyk,<sup>48</sup> W. Zha,<sup>37</sup> X. P. Zhang,<sup>44</sup> J. Zhang,<sup>38</sup> Y. Zhang,<sup>37</sup> J. Zhang,<sup>22</sup> J. B. Zhang,<sup>7</sup> S. Zhang,<sup>39</sup> Z. Zhang,<sup>39</sup> J. Zhao,<sup>7</sup> C. Zhong,<sup>39</sup> L. Zhou,<sup>37</sup> X. Zhu,<sup>44</sup> Y. Zoulkarneeva,<sup>18</sup> and M. Zyzak<sup>12</sup>

(STAR Collaboration)

<sup>1</sup>AGH University of Science and Technology, Cracow 30-059, Poland

<sup>2</sup>Argonne National Laboratory, Argonne, Illinois 60439, USA

- <sup>3</sup>Brookhaven National Laboratory, Upton, New York 11973, USA  
<sup>4</sup>University of California, Berkeley, California 94720, USA  
<sup>5</sup>University of California, Davis, California 95616, USA  
<sup>6</sup>University of California, Los Angeles, California 90095, USA  
<sup>7</sup>Central China Normal University (HZNU), Wuhan 430079, China  
<sup>8</sup>University of Illinois at Chicago, Chicago, Illinois 60607, USA  
<sup>9</sup>Creighton University, Omaha, Nebraska 68178, USA  
<sup>10</sup>Czech Technical University in Prague, FNSPE, Prague, 115 19, Czech Republic  
<sup>11</sup>Nuclear Physics Institute AS CR, 250 68 Řež/Prague, Czech Republic  
<sup>12</sup>Frankfurt Institute for Advanced Studies FIAS, Frankfurt 60438, Germany  
<sup>13</sup>Institute of Physics, Bhubaneswar 751005, India  
<sup>14</sup>Indian Institute of Technology, Mumbai 400076, India  
<sup>15</sup>Indiana University, Bloomington, Indiana 47408, USA  
<sup>16</sup>Alikhanov Institute for Theoretical and Experimental Physics, Moscow 117218, Russia  
<sup>17</sup>University of Jammu, Jammu 180001, India  
<sup>18</sup>Joint Institute for Nuclear Research, Dubna, 141 980, Russia  
<sup>19</sup>Kent State University, Kent, Ohio 44242, USA  
<sup>20</sup>University of Kentucky, Lexington, Kentucky, 40506-0055, USA  
<sup>21</sup>Korea Institute of Science and Technology Information, Daejeon 305-701, Korea  
<sup>22</sup>Institute of Modern Physics, Lanzhou 730000, China  
<sup>23</sup>Lawrence Berkeley National Laboratory, Berkeley, California 94720, USA  
<sup>24</sup>Max-Planck-Institut für Physik, Munich 80805, Germany  
<sup>25</sup>Michigan State University, East Lansing, Michigan 48824, USA  
<sup>26</sup>Moscow Engineering Physics Institute, Moscow 115409, Russia  
<sup>27</sup>National Institute of Science Education and Research, Bhubaneswar 751005, India  
<sup>28</sup>Ohio State University, Columbus, Ohio 43210, USA  
<sup>29</sup>Institute of Nuclear Physics PAN, Cracow 31-342, Poland  
<sup>30</sup>Panjab University, Chandigarh 160014, India  
<sup>31</sup>Pennsylvania State University, University Park, Pennsylvania 16802, USA  
<sup>32</sup>Institute of High Energy Physics, Protvino 142281, Russia  
<sup>33</sup>Purdue University, West Lafayette, Indiana 47907, USA  
<sup>34</sup>Pusan National University, Pusan 609735, Republic of Korea  
<sup>35</sup>University of Rajasthan, Jaipur 302004, India  
<sup>36</sup>Rice University, Houston, Texas 77251, USA  
<sup>37</sup>University of Science and Technology of China, Hefei 230026, China  
<sup>38</sup>Shandong University, Jinan, Shandong 250100, China  
<sup>39</sup>Shanghai Institute of Applied Physics, Shanghai 201800, China  
<sup>40</sup>Temple University, Philadelphia, Pennsylvania 19122, USA  
<sup>41</sup>Texas A&M University, College Station, Texas 77843, USA  
<sup>42</sup>University of Texas, Austin, Texas 78712, USA  
<sup>43</sup>University of Houston, Houston, Texas 77204, USA  
<sup>44</sup>Tsinghua University, Beijing 100084, China  
<sup>45</sup>United States Naval Academy, Annapolis, Maryland 21402, USA  
<sup>46</sup>Valparaiso University, Valparaiso, Indiana 46383, USA  
<sup>47</sup>Variable Energy Cyclotron Centre, Kolkata 700064, India  
<sup>48</sup>Warsaw University of Technology, Warsaw 00-661, Poland  
<sup>49</sup>Wayne State University, Detroit, Michigan 48201, USA  
<sup>50</sup>World Laboratory for Cosmology and Particle Physics (WLCAPP), Cairo 11571, Egypt  
<sup>51</sup>Yale University, New Haven, Connecticut 06520, USA  
<sup>52</sup>University of Zagreb, Zagreb HR-10002, Croatia

(Received 2 April 2015; published 8 December 2015)

We report the observation of transverse polarization-dependent azimuthal correlations in charged pion pair production with the STAR experiment in  $p^\uparrow + p$  collisions at RHIC. These correlations directly probe quark transversity distributions. We measure signals in excess of 5 standard deviations at high transverse momenta, at high pseudorapidities  $\eta > 0.5$ , and for pair masses around the mass of the  $\rho$  meson. This is the first direct transversity measurement in  $p + p$  collisions.

The nonperturbative structure of the nucleon can be described in terms of parton distribution functions (PDFs), equivalent to number densities of quarks and gluons in a fast moving nucleon. Transversity,  $h_1^q(x)$ , is the least well known of the PDFs. It represents the transverse quark polarization in transversely polarized nucleons for quark flavor  $q$  and momentum fraction  $x$ . Because of its chiral odd nature, transversity vanishes for gluons in the nucleon ( $s_z = \frac{1}{2}\hbar$ ) and is primarily a property of the valence quarks [1]. An experimental measurement of the nucleon tensor charge  $\delta q = \int_0^1 dx[h_1^q(x) - h_1^{\bar{q}}(x)]$  will directly test our theory of quantum chromodynamics (QCD) when compared to calculations on the lattice or model calculations [2–11].  $h_1$  becomes accessible in physics observables when it is coupled with an additional chiral-odd partner, e.g., a transverse spin-dependent fragmentation process. This second part has to be measured independently in order to extract  $h_1$ . Our current knowledge of  $h_1$  [2,4] is based on fixed-target semi-inclusive deep inelastic lepton-nucleon scattering (SIDIS) [12–16] in combination with data from electron-positron annihilation [17,18]. Proton-proton collisions allow us to reach into the dominant valence quark region, but the framework of perturbative QCD introduces complications when the intrinsic transverse momentum from the hadronization process has to be considered [19]. It has been shown that dihadron correlations in the final state persist when integrated over intrinsic transverse momenta. This so-called interference fragmentation function (IFF),  $H_1^{\leftarrow}$ , can therefore be described collinearly [20]; the contributions to the cross section can be factorized [21] and the IFF should be universal among electron-positron annihilation, SIDIS, and proton-proton scattering.

We present measurements of charged pion pair correlations from the STAR experiment at the Relativistic Heavy Ion Collider (RHIC) at a center-of-mass energy  $\sqrt{s} = 200$  GeV. The data, the first measurement of transversity in polarized proton collisions, show nonzero  $h_1^q(x)$  at  $0.15 < x < 0.30$ . In this range, transversity is not well constrained by previous SIDIS measurements and our result will be particularly important to restrict the  $d$ -quark transversity which is charge suppressed in lepton-proton scattering.

RHIC, located at Brookhaven National Laboratory, collides bunched beams of heavy ions as well as polarized protons. The stable beam polarization orientation is transverse to the collider plane and the polarization direction alternates between subsequent bunches or pairs thereof (polarization up  $\uparrow$  or down  $\downarrow$ ). The bunch polarization pattern is changed from fill to fill in order to reduce systematic effects. While typically both beams are polarized, a single-spin measurement is achieved by summing over the bunches in one beam, effectively reducing its polarization to near zero. This procedure essentially provides two statistically independent experiments at the same time. The polarization of each beam is measured by

polarimeters using the elastic scattering of protons on very thin carbon targets, several times during a RHIC fill. The polarimeters are calibrated using a polarized hydrogen gas jet target [22]. We report results from the RHIC run in 2006 with an integrated luminosity of  $1.8 \text{ pb}^{-1}$  and an average beam polarization of about 60%.

The STAR experiment [23] is located at one of the collision points in RHIC. This analysis is based on data in the central pseudorapidity range  $-1 < \eta < 1$ . Data are collected by the Time Projection Chamber (TPC), which provides tracking and charged pion identification [23] and by the Barrel Electromagnetic Calorimeter (BEMC), which is a lead scintillator sampling calorimeter [24]. Signals from a pair of scintillator-based beam-beam counters (BBC) at forward rapidities  $3.3 < |\eta| < 5.0$  in combination with the BEMC provide a trigger for hard QCD events [25]. The trigger requires a coincidence between the BBCs and either a minimum transverse energy,  $E_T > 5$  GeV in a single BEMC tower, or one of several jet patch triggers subtending  $\Delta\phi \times \Delta\eta = 1.0 \times 1.0$  ( $E_T > 4.0$  or  $7.8$  GeV).

Charged pion pairs are selected by requiring tracks that originate within  $\pm 60$  cm in the longitudinal direction and 1 cm in the transverse direction from the nominal interaction vertex and that are required to point into the central region. Tracks are required to have a minimum transverse momentum  $p_T$  of  $1.5 \text{ GeV}/c$ . Using  $dE/dx$  measurements in the TPC to select pions, a purity of the single pion sample of greater than 95% over the whole kinematic range is achieved. All pion pairs in an event are considered where the pions are close enough in  $(\eta, \phi)$  space to originate from the fragmentation of the same parton. The default value of this opening angle cut is  $\sqrt{(\eta_{\pi_1} - \eta_{\pi_2})^2 + (\phi_{\pi_1} - \phi_{\pi_2})^2} < 0.3$ . Pion pairs produced in the weak decay of the  $K^0$  meson are not expected to contribute to the asymmetry; therefore, the corresponding mass range ( $497.6 \pm 10 \text{ MeV}$ ) was excluded from the analysis.

Following Ref. [26], the transversely polarized cross section of hadron pairs in  $p^\uparrow + p$  collisions can be written as

$$d\sigma_{UT} \propto \sin(\phi_{RS}) \int dx_a dx_b f_1(x_a) h_1(x_b) \frac{d\Delta\hat{\sigma}}{d\hat{t}} H_{1,q}^{\leftarrow}(z, M). \quad (1)$$

Here,  $\hat{\sigma}$  is the polarized scattering cross section of partons  $a$  and  $b$  with four-momentum transfer  $\hat{t}$ . The unpolarized parton distribution is  $f_1(x)$ . The fragmentation function  $H_{1,q}^{\leftarrow}$  is a function of  $z$ , the fractional energy with respect to the fragmenting quark carried by the hadron pair and its invariant mass,  $M$ . The angle  $\phi_{RS} = \phi_R - \phi_S$  is derived according to Fig. 1 from the angle between the polarization vector and the production plane  $\phi_S$  and the angle between

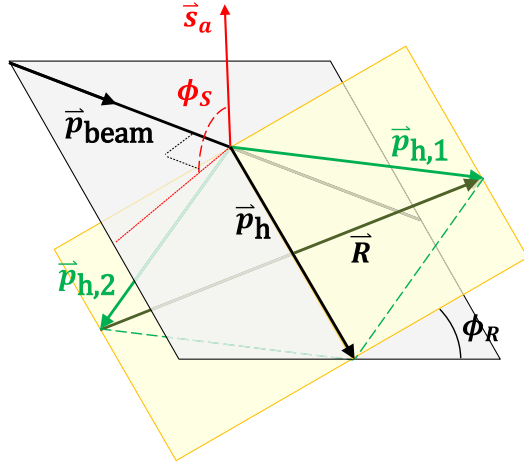


FIG. 1 (color online). Azimuthal angle definitions in the dihadron system.  $\vec{s}_a$  is the direction of the spin of the polarized proton,  $\vec{p}_{h,\{1,2\}}$  are the momenta of the positive and negative pion, respectively, and  $\phi_R$  is the angle between the production and dihadron plane.

the two hadron plane and the production plane  $\phi_R$ . The production plane is spanned by the incident proton momentum  $\vec{p}_{\text{beam}}$  and the sum of the two hadron momenta  $\vec{p}_h = \vec{p}_{h,1} + \vec{p}_{h,2}$ . The difference of the momenta  $\vec{R} = \vec{p}_{h,1} - \vec{p}_{h,2}$  lies in the hadron plane. The convolution of  $h_1(x)$  and  $H_{1,q}^<$  will introduce an asymmetry, modulated by  $\sin(\phi_{RS})$ . The effect will inherit the dependence on the partonic variable  $x$  from  $h_1(x)$  and the final state variables  $M$  and  $z$ .

An experimental observable directly proportional to the differential cross section is constructed for each RHIC fill:

$$\frac{N^\uparrow(\phi_{RS}) - r \cdot N^\downarrow(\phi_{RS})}{N^\uparrow(\phi_{RS}) + r \cdot N^\downarrow(\phi_{RS})} = P_{\text{beam}} A_{UT} \sin(\phi_{RS}), \quad (2)$$

where  $N^{\uparrow/\downarrow}$  is the number of pion pairs meeting the selection criteria for each polarization state,  $P_{\text{beam}}$  the beam polarization, and  $r$  the ratio  $L^\uparrow/L^\downarrow$  between the integrated luminosities of the two polarization states.

The data are binned in 16 equal bins covering  $2\pi$  in azimuth. The amplitude  $A_{UT}$  of  $\sin(\phi_{RS})$  is extracted by a fit to the data. The description of the functional form is very good, with a reduced  $\chi^2$  per degree of freedom of  $0.975 \pm 0.007$  over all kinematic bins. We include all pion pairs with opposite charges from an event and define  $\vec{p}_{h,1}$  to be the momentum of the positive particle (and  $\vec{p}_{h,2}$  the negative particle, accordingly). Note that this charge ordering is essential because it establishes the direction of  $\vec{R}$ . A random charge assignment would lead to a vanishing asymmetry since it would randomize the sign of  $\phi_{RS}$ .

Figure 2 shows the results for  $A_{UT}$  as a function of the invariant mass  $M$  of the pion pair, both for forward ( $\eta > 0$ ) and backward ( $\eta < 0$ ) going particles. We define the

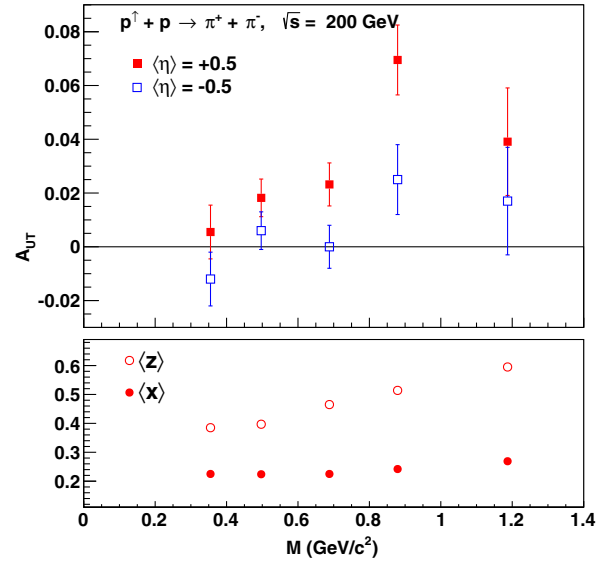


FIG. 2 (color online).  $A_{UT}$  as a function of invariant mass  $M$  of the pion pair (upper panel). The corresponding partonic variables  $x$  and  $z$  are obtained from simulation (lower panel). An enhancement of the signal can be seen near the  $\rho$  mass.

forward direction here along the momentum of the polarized beam. The results combine independent measurements of the asymmetries for both polarized RHIC beams in the two halves of the STAR detector, which provides internal consistency checks.

We used PYTHIA [27] event simulations in conjunction with a model of the STAR detector response implemented in GEANT [28] to determine the partonic scattering processes as well as the partonic variables  $x$  and  $z$ , the fractional momentum of the parent quark carried by the two hadrons. These are shown in the lower panel of Fig. 2. Simulated events have been embedded in detector response from unbiased real events and subsequently run through the whole analysis chain. Distributions of experimental properties have been matched reasonably well between simulation and measured data, which gives us confidence that the partonic variables are indeed describing the physics at hand. The mean  $x$  value,  $\langle x \rangle$ , of the recorded data at midrapidity is around 0.2 and changes very little over the available invariant mass range. This value is well into the valence region,  $x > 0.1$ , where transversity is expected to be sizable. On the other hand,  $\langle z \rangle$  rises more strongly with the invariant mass. This is essentially a consequence of the opening angle cut and the required minimum  $p_T$  for each hadron. Naively, one expects that the IFF is uniformly rising in  $z$ , since hadrons at high  $z$  carry more of the parent quark spin information. This is consistent with measurements in  $e^+e^-$  annihilation [18] where sizable values have been observed at similar  $z$  and  $M$ .

In model calculations, the transverse spin dependence of the IFF originates from an interference of amplitudes with different angular momenta [29]. In our kinematic region,

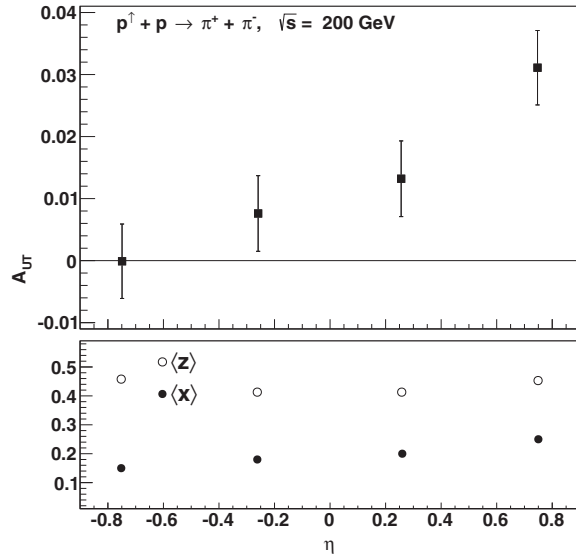


FIG. 3.  $A_{UT}$  as a function of pseudorapidity  $\eta$  (upper panel) and corresponding partonic variables  $x$  and  $z$  (lower panel).

this will mainly be contributions from vector meson decays in a relative  $p$  wave which interfere with the nonresonant background in a relative  $s$  wave. Therefore, it is expected that the invariant mass dependence will show an enhancement around the mass of the  $\rho$  meson at  $770 \text{ GeV}/c^2$  [29]. Our results confirm these expectations and show a clear signal in the forward direction around the  $\rho$  mass.

Backward asymmetries,  $\eta < 0$ , are sensitive to quarks at small  $x$ . They are consistent with zero, as is expected since transversity is thought to be primarily carried by the valence quarks.

Figure 3 shows  $A_{UT}$  as a function of  $\eta$  in more detail. The  $\langle x \rangle$  of the parton participating in the hard scattering, which originates from the proton of the polarized beam, rises approximately linearly with  $\eta$  from 0.15 to 0.25, while  $\langle z \rangle \approx 0.4$  in the covered acceptance. The measured asymmetries reflect the  $x$  dependence and valence quark nature of transversity and rise monotonically with  $\eta$ . The partonic spin transfer coefficient becomes larger in the forward direction as well [30], but its contribution to the  $\eta$  dependence of the asymmetry is small compared to the shape of the transversity distribution.

We show the corresponding distributions of  $x$  as determined from embedded event simulation studies in Fig. 4 for the highest and lowest  $\eta$  ranges from Fig. 3. The distributions are fairly wide and asymmetrical as is expected for hadronic collisions. They also partially overlap, but the different pseudorapidities clearly are sensitive to different partonic kinematics.

While we do not have access to the partonic variables in the experiment, the kinematics can be limited or shifted by variations of the cuts on the data. In particular, the opening angle between the two pions directly affects the mean  $\langle p_T \rangle$  of the pair at fixed invariant masses. Wider opening angles

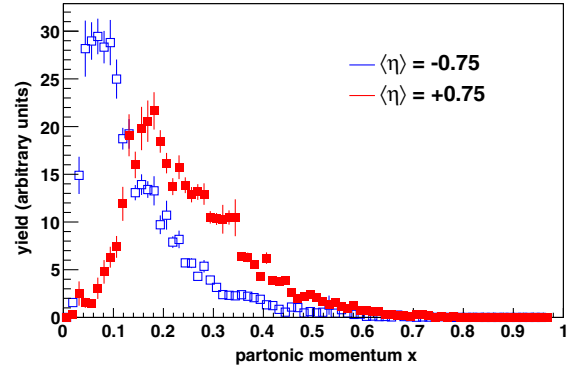


FIG. 4 (color online). Comparison of the shape of the partonic momentum distributions in the polarized protons for different pseudorapidity regions of the pion pair as determined from embedded event simulation studies. The distributions are not fully normalized.

preferentially select lower transverse momenta, so choosing a tighter cut will result in a higher  $\langle p_T \rangle$  especially at large  $M$ . This correlation is illustrated in the bottom of Fig. 5 (see also the Supplemental Material for data tables [31]). The event simulations show that the larger transverse momenta also lead to an increased contribution from high- $x$  partons and high- $z$  fragmentation. It has previously been shown that  $H_{1,q}^<$  scales with  $z$  [18] and this is consistent with our observations in Fig. 5 at invariant masses above  $0.7 \text{ MeV}/c^2$ . Although we find a systematic effect of the opening angle on the size of the asymmetries, we need to point out that the data still carry significant statistical uncertainties at the highest masses. The  $z$

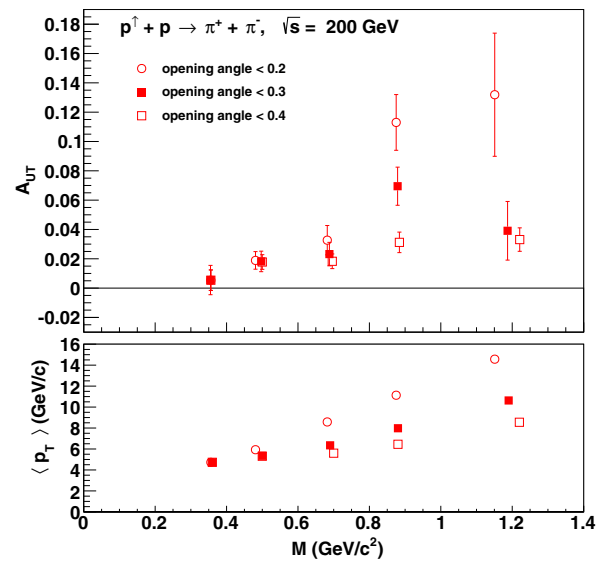


FIG. 5 (color online).  $A_{UT}(M)$  with different opening angle cuts. The signal in each  $M$  bin exhibits a strong dependence on the mean  $p_T$ . Data points are slightly shifted in  $M$  for better visibility.

dependence may still be a minor contribution to the rise of the asymmetry in the available kinematic range.

The leading systematic uncertainty for the presented data comes from the 4.8% scale uncertainty of the beam polarization. On average the purity of the single pion sample is 96%, which has been determined in simulation studies. The purity shows a slight dependence on the transverse momentum, starting at around 94% and rising up to 97% at the highest  $p_T$ . From model calculations, the asymmetry in  $\pi - p$  correlations is expected to be very small. Data from  $\pi - K$  asymmetries [32] are of the same sign as those of the two-pion system and of similar or smaller size. We do not assign a systematic uncertainty to the results due to the unknown size of the background asymmetry. In the worst case the dilution of the asymmetry is on the same order of magnitude as the impurity of the pion sample. Triggering on large electromagnetic energy deposits introduces a bias in the sampled event kinematics and partonic processes [33]. From simulations, we determine that our trigger bias in selecting the partonic subprocess leads to an enhancement of the fraction of quark-quark scattering sampled of up to 20%, whereas quark-gluon and gluon-gluon scattering processes are suppressed by up to 10%. Overall, systematic uncertainties are very small compared to the statistical precision of the measurement, and they are not shown in the figures.

A variety of systematic checks have been carried out to ensure the correctness of the results. A random assignment of the polarization states of the beam bunches leads to vanishing spin asymmetries. The  $\chi^2$  values of the individual fits are distributed according to a  $\chi^2$  distribution (within the relevant statistics). An alternative way of computing the asymmetry takes advantage of the fact that the asymmetry is antisymmetric in  $\phi_{RS}$  and therefore a shift of  $\pi$  and a flip of the beam polarization both lead to a sign change of the asymmetry [34]. The advantage of this “proper-flip” method is that the relative luminosity as well as detector efficiency dependencies cancel. The final results of  $A_{UT}$  are in fact the same as those from Eq. (2), which needs the relative luminosity as input. In addition, the consistency between asymmetries for both RHIC beams is an important check, as is the stability of the results over the duration of the measurement.

In summary, STAR has observed transverse spin-dependent charged pion pair correlation asymmetries with a statistical significance of more than 5 standard deviations away from zero. Using the collinear factorization framework, the distribution of transversely polarized quarks described by the proton’s transversity distribution function can be extracted from these results. This constitutes the first signal of transversity in  $p^\uparrow + p$  collisions. The observed signal is enhanced for invariant masses of the hadron pair around the  $\rho$  mass and rises with  $p_T$  and  $\eta$  consistent with qualitative expectations from the transversity distribution function and the dependence of the IFF on  $z$  and  $M$ . These

results can be included in an extraction of transversity from world data in a collinear framework [35] that is currently underway [36]. Compared with previous measurements of two hadron correlations in SIDIS, the RHIC data allow access to a complementary kinematic regime. Proton-proton collisions do not suffer from  $u$ -quark dominance and will therefore help constrain the  $d$ -quark transversity. This global fit will enable for the first time a comparison of transverse single spin asymmetries with similar partonic kinematics measured in  $p^\uparrow + p$  collisions to those from SIDIS and  $e^+ - e^-$  annihilation. This will provide an important test of universality.

We thank the RHIC Operations Group and RCF at BNL, the NERSC Center at LBNL, the KISTI Center in Korea, and the Open Science Grid consortium for providing resources and support. This work was supported in part by the Office of Nuclear Physics within the U.S. DOE Office of Science, the U.S. NSF, the Ministry of Education and Science of the Russian Federation, NNSFC, CAS, MoST, and MoE of China, the Korean Research Foundation, GA and MSMT of the Czech Republic, FIAS of Germany, DAE, DST, and UGC of India, the National Science Centre of Poland, National Research Foundation, the Ministry of Science, Education and Sports of the Republic of Croatia, and RosAtom of Russia.

- 
- [1] V. Barone, A. Drago, and P. G. Ratcliffe, *Phys. Rep.* **359**, 1 (2002).
  - [2] M. Anselmino, M. Boglione, U. D’Alesio, S. Melis, F. Murgia, and A. Prokudin, *Phys. Rev. D* **87**, 094019 (2013).
  - [3] L. P. Gamberg and G. R. Goldstein, *Phys. Rev. Lett.* **87**, 242001 (2001).
  - [4] A. Bacchetta, A. Courtoy, and M. Radici, *J. High Energy Phys.* **03** (2013) 119.
  - [5] I. Cloet, W. Bentz, and A. W. Thomas, *Phys. Lett. B* **659**, 214 (2008).
  - [6] M. Wakamatsu, *Phys. Lett. B* **653**, 398 (2007).
  - [7] M. Gockeler, Ph. Hägler, R. Horsley, D. Pleiter, P. E. L. Rakow, A. Schäfer, G. Schierholz, and J. M. Zanotti (QCDSF Collaboration, UKQCD Collaboration), *Phys. Lett. B* **627**, 113 (2005).
  - [8] H.-X. He and X.-D. Ji, *Phys. Rev. D* **54**, 6897 (1996).
  - [9] P. Schweitzer, D. Urbano, M. V. Polyakov, C. Weiss, P. Pobylitsa, and K. Goeke, *Phys. Rev. D* **64**, 034013 (2001).
  - [10] B. Pasquini, M. Pincetti, and S. Boffi, *Phys. Rev. D* **72**, 094029 (2005).
  - [11] A. Bacchetta, F. Conti, and M. Radici, *Phys. Rev. D* **78**, 074010 (2008).
  - [12] A. Airapetian *et al.* (HERMES Collaboration), *Phys. Rev. Lett.* **94**, 012002 (2005).
  - [13] A. Airapetian *et al.* (HERMES Collaboration), *J. High Energy Phys.* **06** (2008) 017.
  - [14] C. Adolph *et al.* (COMPASS Collaboration), *Phys. Lett. B* **713**, 10 (2012).
  - [15] M. Alekseev *et al.* (COMPASS Collaboration), *Phys. Lett. B* **692**, 240 (2010).

- [16] M. Alekseev *et al.* (COMPASS Collaboration), *Phys. Lett. B* **673**, 127 (2009).
- [17] R. Seidl *et al.* (Belle Collaboration), *Phys. Rev. D* **78**, 032011 (2008).
- [18] A. Vossen *et al.* (Belle Collaboration), *Phys. Rev. Lett.* **107**, 072004 (2011).
- [19] T. C. Rogers and P. J. Mulders, *Phys. Rev. D* **81**, 094006 (2010).
- [20] R. L. Jaffe, X. Jin, and J. Tang, *Phys. Rev. Lett.* **80**, 1166 (1998).
- [21] D. Boer, R. Jakob, and M. Radici, *Phys. Rev. D* **67**, 094003 (2003).
- [22] RHIC polarimeter group, RHIC/CAD Physics Note **490** (2013).
- [23] K. Ackermann *et al.* (STAR Collaboration), *Nucl. Instrum. Methods Phys. Res., Sect. A* **499**, 624 (2003).
- [24] M. Beddo *et al.* (STAR Collaboration), *Nucl. Instrum. Methods Phys. Res., Sect. A* **499**, 725 (2003).
- [25] H. Da *et al.*, [arXiv:1112.2946](https://arxiv.org/abs/1112.2946).
- [26] A. Bacchetta and M. Radici, *Phys. Rev. D* **70**, 094032 (2004).
- [27] T. Sjostrand, S. Mrenna, and P. Z. Skands, *J. High Energy Phys.* **05** (2006) 026.
- [28] R. Brun, R. Hagelberg, M. Hansroul, and J. Lassalle, Reports No. CERN-DD-78-2-REV, No. CERN-DD-78-2, 1978; <http://inspirehep.net/record/131621?ln=en>.
- [29] A. Bianconi, S. Boffi, R. Jakob, and M. Radici, *Phys. Rev. D* **62**, 034009 (2000).
- [30] E. Leader, *Cambridge Monogr. Part. Phys., Nucl. Phys., Cosmol.* **15**, 393 (2001).
- [31] See Supplemental Material at <http://link.aps.org/supplemental/10.1103/PhysRevLett.115.242501> for detailed data tables.
- [32] C. Braun, *Eur. Phys. J. Web Conf.* **85**, 02018 (2015).
- [33] L. Adamczyk *et al.* (STAR Collaboration), *Phys. Rev. D* **86**, 032006 (2012).
- [34] G. G. Ohlsen and P. W. Keaton, *Nucl. Instrum. Methods Phys. Res.* **109**, 41 (1973).
- [35] A. Bacchetta, A. Courtoy, and M. Radici, *Phys. Rev. Lett.* **107**, 012001 (2011).
- [36] M. Radici, [arXiv:1510.02857](https://arxiv.org/abs/1510.02857).